



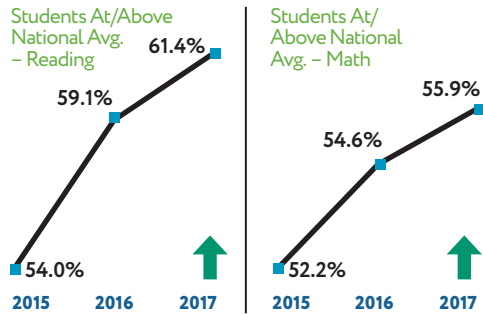
2017 CPS ACADEMIC PROGRESS REPORT

CPS:
SUCCESS
STARTS
HERE

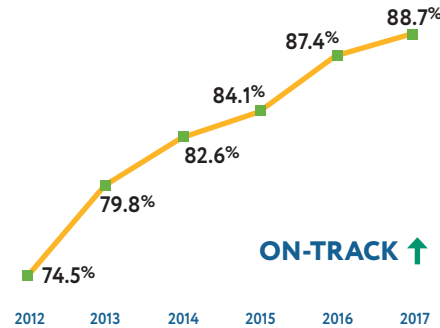
Chicago Public School students are achieving at record levels. By any measure and subgroup, the nearly 400,000 students that we serve are growing academically and this includes your child. In order to ensure that all students continue to progress, CPS will invest in additional evidence-based supports and strategies. According to UIC's Paul Zavitkovsky, "You name the subgroup, and kids in Chicago are doing substantially better than other Illinois kids outside the city." Below you will find a dashboard that we will update throughout the year with additional data.

WHO WE ARE BY THE NUMBERS

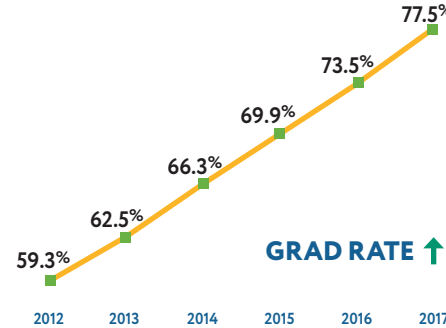
Northwest Evaluation Association (NWEA) Measure of Academic Progress (MAP)



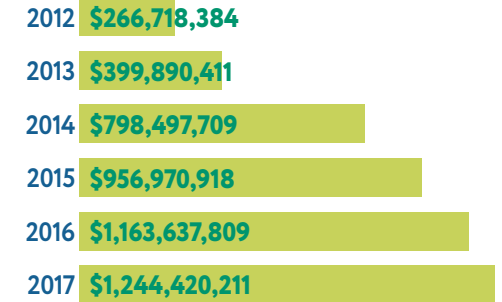
Percent of Freshman On-Track to Graduate



Percent of Students Graduating in 5 Years




Scholarship Dollars Earned



Early College & Career Credentials



Number of Schools Awarded Certifications



Safe Passage Expansion

- 145 Safe Passage schools
- 75,000 CPS students served
- 1,300 Safe Passage workers
- 21 partnerships with community-based organizations
- 32 percent reduction in crime on Safe Passage routes since the 2012-13 school year

Our Commitment to Families

High Quality, Rigorous Instruction

Setting high academic standards for all of our students builds a strong foundation for a holistic education

Collective Impact

Strong partnerships, with trust earned through transparent engagement, allow Chicago's collective expertise to best support student success

Talented and Empowered Educators

Talented teachers and administrators are a catalyst for student learning

Safety and Security

Safe and supportive schools create an environment for successful learning

Financial Stability

A "student first" budget builds a stronger financial future

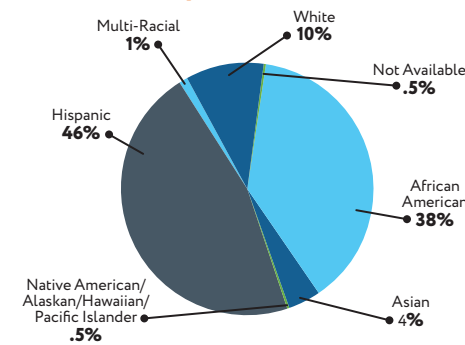


Student Enrollment

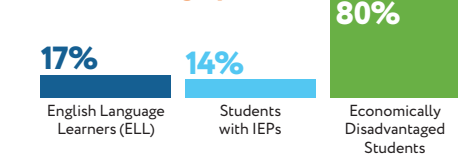
Total: 381,349 (2016-2017 20th Day Enrollment)

Preschool	Kindergarten	Elementary (1-8)	Secondary (9-12)
20,673	26,093	225,530	109,053
5%	7%	59%	29%

Student Makeup



Student Demographics



Free Meals Served to All Students

43 Million LUNCHES
26 Million BREAKFASTS

"On pretty much every measure you can think of, the schools have improved not only for students overall but for every demographic subgroup."

— Stanford's Sean Reardon