







Room 315 Plan for Week of October 19 - October 23, 2020

 (This symbol mean that it is **LIVE** instruction with the teacher)

		Monday - 10/19	Tuesday - 10/20	Wednesday - 10/21	Thursday - 10/22	Friday - 10/23
	7:45-8:00 Morning Meeting	Morning meeting	Morning meeting	Morning meeting	Morning meeting	Morning meeting
	8:00-9:00 Literacy Block NOTE: PLEASE STUDY for UPCOMING TESTS.	<ul style="list-style-type: none"> <input type="checkbox"/> Word Study: Prefix RE- (Definition match) <input type="checkbox"/> Grammar: Pronouns <hr/> Novel: Freak the Mighty <ul style="list-style-type: none"> <input type="checkbox"/> Freak the Mighty Chapters 6-10 TEST <input type="checkbox"/> Video Journal #2 DUE <input type="checkbox"/> Freak the Mighty Chp 11 <input type="checkbox"/> Introduce Chp 11-15 vocabulary assignment <input type="checkbox"/> Introduce Chp 11-15 comprehension questions assignment <input type="checkbox"/> Summarize chapter 11 due today 	<ul style="list-style-type: none"> <input type="checkbox"/> Word Study: Prefix RE- (Quizlet practice) <input type="checkbox"/> Grammar: Pronouns <hr/> Novel: Freak the Mighty <ul style="list-style-type: none"> <input type="checkbox"/> Read Chp. 12 <input type="checkbox"/> Summarize chapter 12 due today <input type="checkbox"/> Continue with diving deeper into EACH character assignment especially Killer Kane. 	<ul style="list-style-type: none"> <input type="checkbox"/> Word Study: Prefix RE- (Quizlet practice) <input type="checkbox"/> Grammar: Pronouns <hr/> Novel: Freak the Mighty <ul style="list-style-type: none"> <input type="checkbox"/> Read Chp. 13 <input type="checkbox"/> Summarize chapter 13 due today <input type="checkbox"/> IXL.com on summary <input type="checkbox"/> Time to work on any classwork 	<ul style="list-style-type: none"> <input type="checkbox"/> Word Study: Prefix RE- (Group Review Kahoot game) <input type="checkbox"/> Grammar: Pronouns <hr/> Novel: Freak the Mighty <ul style="list-style-type: none"> <input type="checkbox"/> Read Chp. 14-15 <input type="checkbox"/> Summarize chapters 14-15 due today <input type="checkbox"/> Time to work on any classwork 	<ul style="list-style-type: none"> <input type="checkbox"/> Word Study: Prefix RE- TEST ON GOOGLE FORMS <hr/> Novel: Freak the Mighty <ul style="list-style-type: none"> <input type="checkbox"/> FM CHP 11-15 TEST DUE by 11:59PM. <input type="checkbox"/> Comprehension questions <input type="checkbox"/> Vocabulary practice <input type="checkbox"/> Character Development
	9:00-10:00 Math	Check your Math Google Classroom for Math instruction with Ms. Agostinelli.				
	10:00-10:45 Math Practice	Math practice. Please see directions from Ms. Agostinelli.				
	10:45-11:00 Academic Enrichment	315 Academic Enrichment Choose an activity from my choice board . Press on the blue link.				

	11:00-11:30 Science NOTE: PLEASE STUDY for UPCOMING TESTS.	<u>Patterns of Earth and Sky</u> Chapter 2 - Lesson 2.4a <input type="checkbox"/> Make predictions about the question, If Earth is spinning, which way is up? <input type="checkbox"/> Reflect on what is up and what is down by watching a video of people dropping rocks on different parts of Earth. <input type="checkbox"/> Complete Which Way is Up Anticipation Guide	<u>Patterns of Earth and Sky</u> Chapter 2 - Lesson 2.4b <input type="checkbox"/> Read the text, Which Way Is Up? <input type="checkbox"/> After reading, reflect on new ideas about the directions up and own.	<u>Patterns of Earth and Sky</u> Chapter 2 - Lesson 2.5a <input type="checkbox"/> Create a digital model about which way is up using the UP and DOWN at ONE Time activity in the Amplify Science Modeling Tool	<u>Patterns of Earth and Sky</u> Chapter 2 - Lesson 2.5b <input type="checkbox"/> Visualize what people see in the sky from different locations on Earth by watching a Model of Spinning Globes <input type="checkbox"/> Use a model and diagram to consider the daily motion of the Moon and where it is in space relative to Earth and the Sun.	<u>Patterns of Earth and Sky</u> Chapter 2 - Lesson 2.5c <input type="checkbox"/> Create a Model to show how people on opposite sides of Earth can see the same things in the sky at different times. NOTE: Next week we will review this chapter and take a written science explanation test and a fact test.
	11:30-12:00 Independent Reading	Spend this time reading a book of your choice or completing your reading responses! You can also go on EPIC to find online books. Please email Ms. Dowling if you need access.				
	12:00-12:45 Lunch/ Recess	Enjoy your lunch and recess! Take a break from the screen and get in some movement!				
	12:45-1:45 Platm Classes	Tech - Mr. Tang	Art - Ms. Cairns	Library - Ms. Dowling	P.E.- Mr. Hennessey	Music - Mr. Raezer
	1:45-2:15 Social Science & closing NOTE: PLEASE STUDY for UPCOMING TESTS.	<u>Studies Weekly Week 5: Culture</u> Articles covered: <input type="checkbox"/> What is culture? <input type="checkbox"/> Language	<u>Studies Weekly Week 5: Culture</u> Articles covered: <input type="checkbox"/> Architect <input type="checkbox"/> Celebrations	<u>Studies Weekly Week 5: Culture</u> Articles covered: <input type="checkbox"/> Religion & Beliefs <input type="checkbox"/> Arts & Literature	<u>Studies Weekly Week 5: Culture</u> Articles covered: <input type="checkbox"/> Clothing <input type="checkbox"/> Food	<u>Studies Weekly Week 5: Culture</u> <input type="checkbox"/> WEEK #5 TEST
	2:15-2:45 Work Time/ Office Hours	Asynchronous work time/ Office Hours	Asynchronous work time/ Office Hours	Asynchronous work time/ Office Hours	Asynchronous work time/ Office Hours	Asynchronous work time/ Office Hours