




Social Studies Summer Work

**Welcome to
Social Studies 6th**





Social Studies Summer Work

Summer work = Project that keeps your brain working and thinking during summer break!

How to = Complete this work **SLOWLY** throughout the summer!

- Summer Fun
For 6th Graders
Complete at least 3 of
these exciting
activities

6 self guided projects!!



Social Studies Summer Work

Weekly: Projects are set up
to be done
Monday-Thursday

Daily: Each day spend 30
minutes on the task!

Overview

- ❑ 6 projects
 - ❑ M-Th weekly breakdown
 - ❑ Suggested daily activities
- ❑ Topic, research, answer, respond

Read and Research Activity 1



Directions : Read/ watch videos about a profession that interests you, (profession= career or job). Use the following slide and answer the questions.

Suggested calendar for the week

M/T- Read/Research W- Questions TH- Why you chose this profession
paragraph

Read and Research : Questions

1. Career -
2. What level of education do you need for this profession?

Answer :

3. What is the goal/role of someone in this profession?

Answer :

4. What is the average salary of this profession?

Answer :



Read and Research Response

Why I chose this profession :

Compare and Contrast Activity 2



Directions : Choose any two **COUNTRIES** that interest you (For example : USA and Brazil) : Compare and contrast the countries of your choosing.

Suggested calendar for the week

M/T-Read and Research (gather sources) W- Respond to questions TH-
Refelct on what you learned

Country Compare and Contrast

1. Which two countries did you choose?

a.

2. What type of governments do these two countries have? Are they the same or are they different?


a.

3. What is the climate/ geography of these two countries? Are they the same or are they different?

a.

4. What language(s) are spoken in these two countries? Are they the same or are they different?


a.



Country Compare and Contrast Response

What did you learn about these two countries? Would you want to travel there? Why?

Top News Stories Activity 3



Directions : Find the top news stories each day this week!

Document the headline, and then summarize what the article is about (remember the headline is the “shocking” title)

Suggested calendar for the week

Each day : Google “top news story today” and find a **RELIABLE** source!!

Top News Stories this week....

Monday

Type headline here :

Tuesday

Type headline here :

Wednesday

Type headline here :


Thursday

Type headline here :

Top News Stories This Week : Response

Which news story was/is the most interesting to you and why?

Person Worth Knowing Activity Week 4



Directions : Person Worth Knowing!

Choose any person from history, who impacted the world (Someone who you have NOT researched before)

Suggested calendar for the week

M/T-Read and Research (gather sources) W- Respond to questions TH-
Refelct on what you learned

Person Worth Knowing


1. Who did you choose?-
2. Where is this person from?-
3. What major accomplishments did this person make?-
4. During what time period was this person most famous?-



Person Worth Knowing : Response

Why is this person someone worth knowing about? Why did you choose them initially?

Interview Activity 5



Directions : Choose someone in your life that you admire, a parent, a neighbor, a friend, a teacher, anyone who you look up to!

Suggested calendar for the week

M/T-Choose a person, come up with questions to ask W- Conduct the interview TH- Write an article about this person

Interview Activity

Come up with questions to ask a person you admire

Example : What's your biggest accomplishment, How did you achieve this accomplishment? Etc

1.

2.

3.

4.


5.



Write an article about your person!

A large, solid orange rectangular area with a dashed white border, occupying the majority of the page below the title. This area is intended for the user to write their article about a person.

Summay Activity 6



Directions : Find the key points! Choose an article on ANY topic you find interesting. Find the main points of the article and summarize!

Suggested calendar for the week

M-Find and read an article. T- Summarize the key points of the article W/Th-
Write your response in paragraph format

Summary Activity

Link to your article :

Choose 5-10 key points, key points are the main part of the article, what its about : followed by some key details.

